








Previsione a breve termine

Medie di stazione

	 °C	 %	 hPa	 kt	 mm/h	 °C
5 Apr	14.6 / 9.0	75.4	1013.7	4.1	1.3	12.4 / 6.7
6 Apr	14.2 / 8.1	74.1	1015.4	4.3	0.3	11.9 / 5.3
7 Apr	14.9 / 9.3	71.7	1015.8	4.4	0.7	12.8 / 6.9
9 Apr	16.9 / 10.3	70.7	1014.1	4.2	0.5	15.0 / 8.3
10 Apr	15.1 / 10.1	73.0	1015.9	4.6	1.5	12.9 / 7.9
11 Apr	15.9 / 8.6	75.6	1017.4	3.6	0.0	14.0 / 6.5
12 Apr	15.8 / 9.8	78.5	1016.9	3.9	0.7	15.3 / 8.0
13 Apr	15.9 / 11.0	79.8	1014.8	3.9	0.8	14.5 / 9.9
14 Apr	14.9 / 10.6	78.4	1015.8	4.2	2.3	12.8 / 8.9

Informazioni sulla stazione

	 °C	 %	 hPa	 kt	 kt	 mm/h	 °C
5 Apr	19.0 2021	92.0 2020	1026.8 2020	19.6 2021	33.0 2021	9.4 2021	19.0 2024
	4.7 2022	44.2 2021	996.1 2021	-	-	-	0.5 2021
6 Apr	21.9 2024	92.0 2019	1028.1 2020	16.6 2021	25.3 2021	1.2 2019	22.4 2024
	2.8 2023	44.1 2021	1002.7 2022	-	-	-	-0.1 2021, 2023
7 Apr	24.3 2022	91.0 2023	1028.0 2020	14.8 2021	22.6 2022	4.4 2023	22.5 2022
	2.3 2021	26.9 2021	1004.3 2022	-	-	-	-1.1 2021
9 Apr	23.8 2022	93.3 2024	1028.2 2021	19.8 2018	27.0 2018	1.8 2018	20.6 2022
	3.6 2021	35.0 2022	1000.4 2022	-	-	-	0.2 2021
10 Apr	19.7 2018	94.0 2024	1024.7 2021	14.5 2022	25.3 2022	6.4 2022	19.8 2024
	6.2 2021	35.6 2020	1005.9 2019	-	-	-	2.7 2020
11 Apr	20.3 2020	93.0 2019	1026.7 2024	14.7 2022	18.3 2022	0.0 > 3 casi	20.6 2020
	3.6 2022	38.2 2020	1006.4 2019	-	-	-	0.2 2022
12 Apr	20.3 2024	90.0 2018, 2021	1028.0 2024	13.0 2019	15.6 2019	4.4 2018	21.3 2024
	5.9 2022	52.0 2020	1005.8 2018	-	-	-	3.9 2022
13 Apr	22.8 2024	92.7 2018	1027.0 2024	14.7 2021	22.6 2021, 2023	3.6 2021	23.4 2024
	7.7 2022	47.8 2020	998.1 2023	-	-	-	4.8 2021
14 Apr	23.6 2024	92.0 2020	1024.7 2024	16.9 2020	23.5 2020	9.6 2020	25.4 2024
	6.7 2022	44.3 2023	1001.3 2023	-	-	-	4.7 2022

Almanacco

